

Item No. 6.	Classification: Open	Date: 7 July 2010	Meeting Name: Corporate Parenting Committee
Report title:		Children Looked After: Provisional End of year 2009/10 Performance Monitoring Report	
Ward(s) or groups affected:		All	
From:		Strategic Director of Children's Services	

RECOMMENDATION(S)

- 1 That the committee note this report, and endorse the measures adopted to address performance in relation to long-term stability.

BACKGROUND INFORMATION

- 2 Services for Children Looked After (CLA) are monitored through a series of national and local performance indicators.
- 3 This information is monitored on a monthly basis at senior management meetings. Summary information is monitored by the Young Southwark Executive.
- 4 These figures reflect the provisional end of year position as at early May 2010. The statutory return for children looked after indicators (SSDA903) is due end of June 2010. Figures will be finalised when submitted to the Department of Children, Schools and Families (DCSF). End of year results are expected to be published in September 2010 by the DCSF where an end of year benchmarking report will be made available.

Particular Success

- 5 Long term stability of placements for looked after children – provisional data shows the length of placement has slightly increased over the 12 months improving above end of year 2008/09 national, London and statistical neighbour averages (NI 63).

Areas of Development

- 6 Provisional data shows care leavers in education, employment or training has slightly decreased over the 12 month period and is below end of year 2008/09 national, London and statistical neighbour averages (NI 148).
- 7 Children looked after with 3 or more placements – provisional data shows the number of placements has remained in line with last year's performance but is below end of year 2008/09 national, London and statistical neighbour averages (NI 62).

Summary as of March 2010 Indicator Set

- 8 Children looked after as at 31 March 2010

End of year 2009/10 shows a 5.6% increase in the number of children looked after over the last 12 months (565 compared to 535 children looked after).

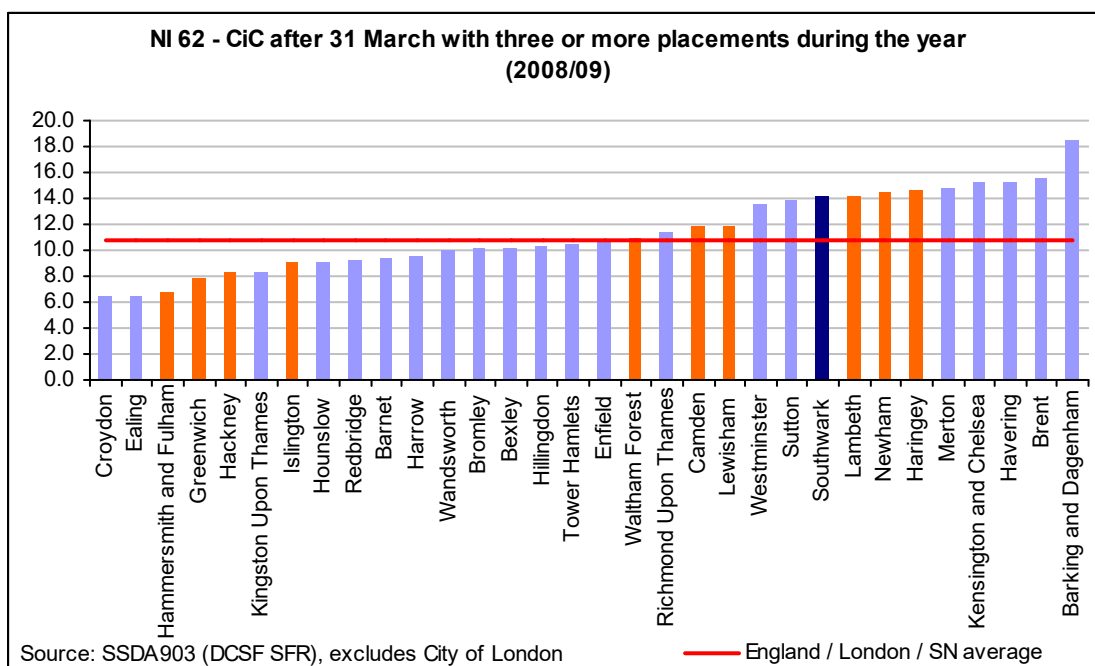
In 2008/09 Southwark had the 5th highest number of children looked after in London and was in the top quartile nationally for high numbers of children looked after.

- 9 NI 62 – Children looked after with 3 or more placements

Provisional end of year data shows that performance is in line with end of year 2008/09.

However, performance is lower than end of year 2008/09 national, London and statistical neighbour averages. There is still some data cleansing to be completed before end of year return is made in June.

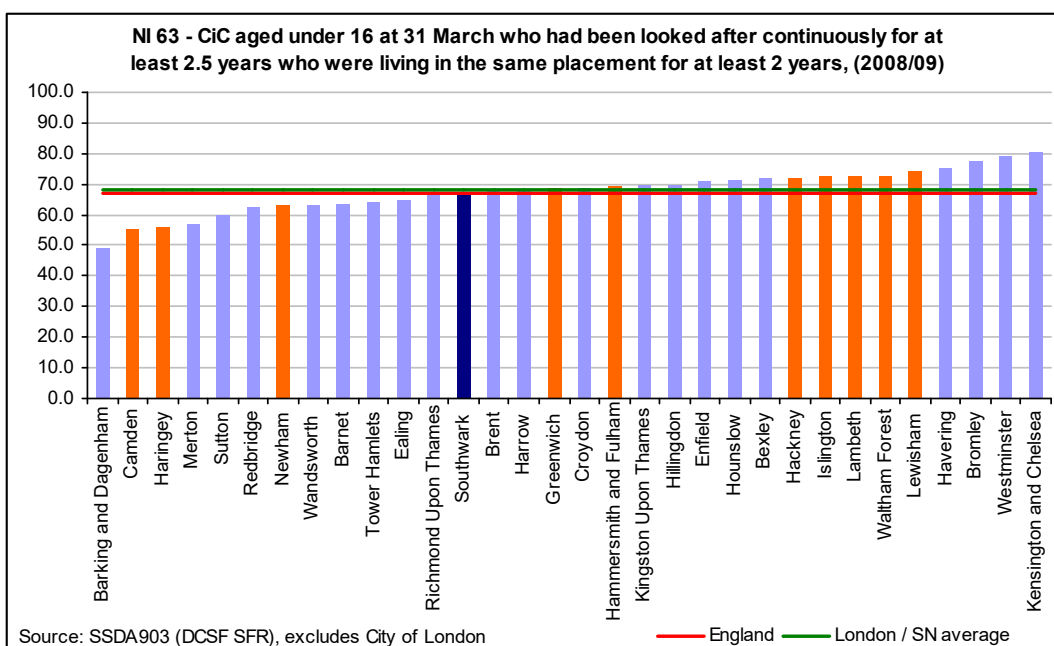
In 2008/09 Southwark was ranked 24th out of 32 London boroughs for performance and was in the bottom quartile nationally.



10 NI 63 – Long term stability of looked after children: length of placements

As a recommendation from JAR there was a significant amount of energy and work over the last 24 months put into improving this area and provisional end of year data shows the success Southwark have made with an increase in the long term stability of placements. This brings us above end of year 2008/09 national, London and statistical neighbour averages.

In 2008/09 Southwark was ranked 20th out of 32 London boroughs and was in the 2nd quartile nationally for high performance.



11 NI 99 / 100 – Children in care reaching level 4 in English / maths at Key Stage 2

2009 results have shown an improvement in the proportion of children achieving the expected levels at Key Stage 2 (from 30.8 per cent to 40.0 per cent in English and 26.9 per cent to 45.0 per cent in maths).

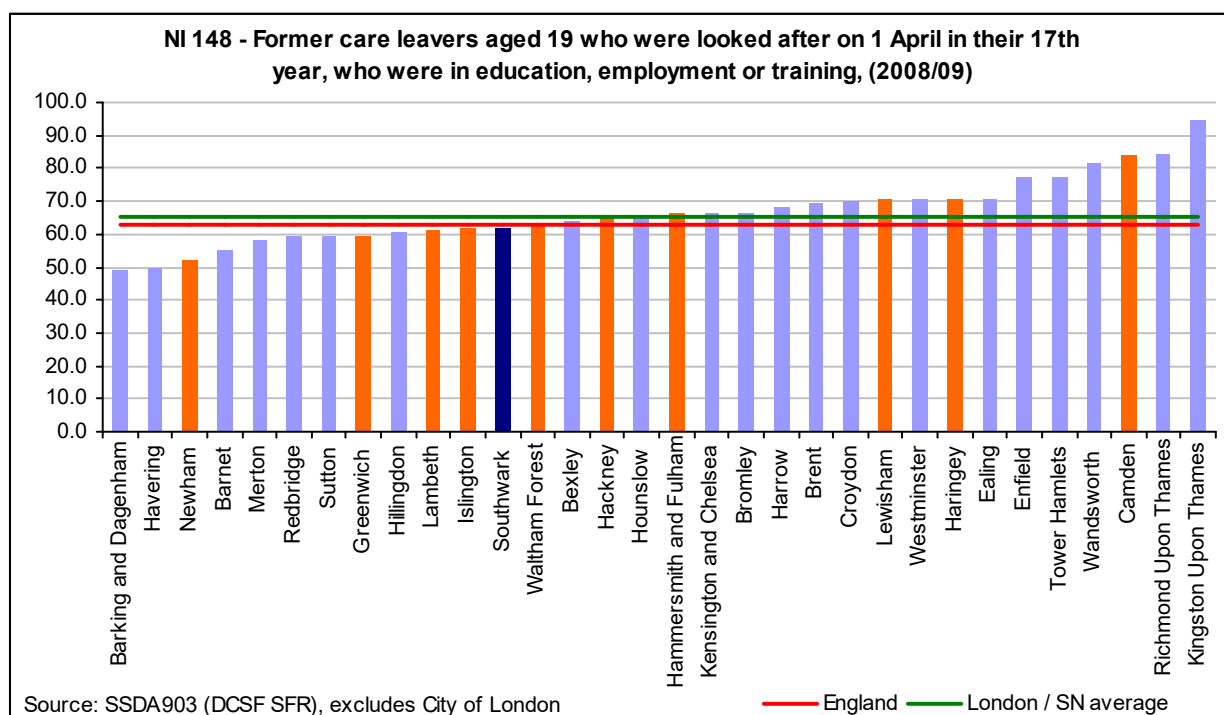
12 NI 101 – Children in care achieving 5 A*-C GCSEs (or equivalent) at Key Stage 4 including English and Maths)

Key Stage 4 results in 2009 exceeded the target with nearly one fifth (18.4 per cent, 6 out of 32 children) of children in care obtaining at least 5 A* to C grades including English and mathematics at GCSE or equivalent.

13 NI 148 – % of care leavers in education, employment or training

Provisional data shows care leavers in education, employment or training has slightly decreased over the 12 month period and is below end of year 2008/09 national, London and statistical neighbour averages. A good strategy is in place and is targeting support to those most vulnerable to not being in education, employment or training (NEET) so we are expecting future improvements.

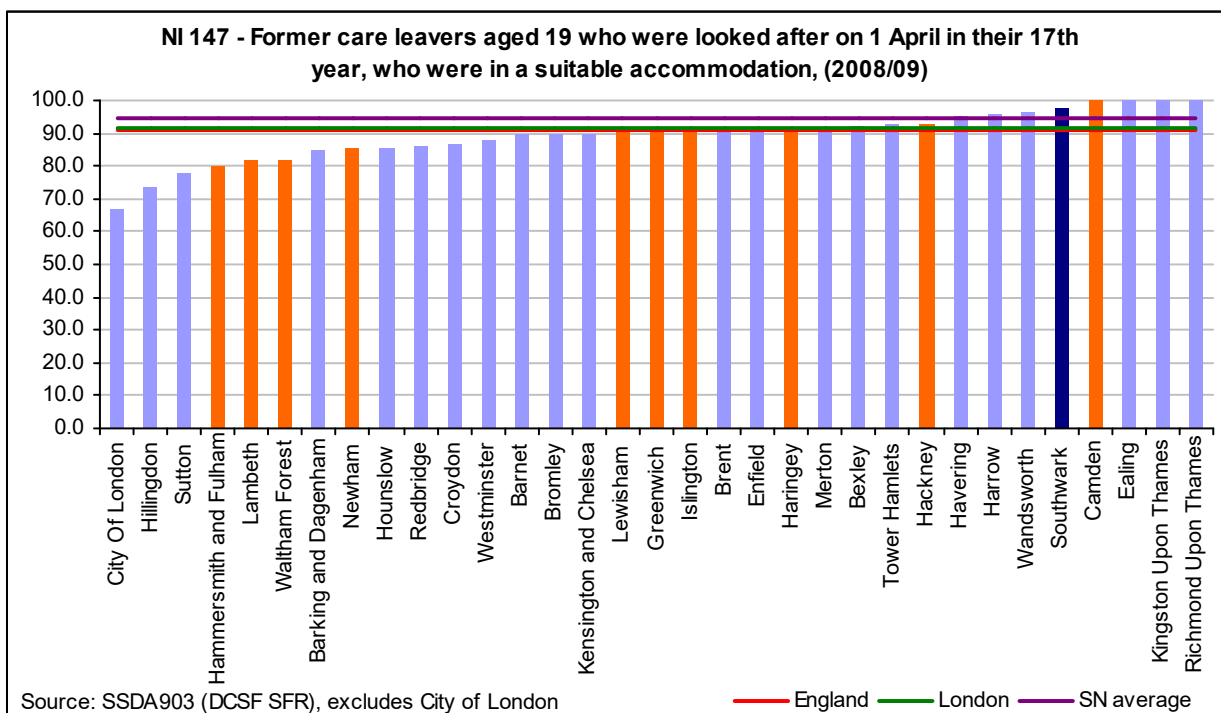
In 2008/09 Southwark had the 13th lowest proportion out of the 33 London boroughs and was in the 3rd quartile nationally.



14 NI 147 – % of care leavers at age 19 in suitable accommodation

Provisional end of year data shows that performance is in line with end of year 2008/09 and remains above end of year 2008/09 national, London and statistical neighbour averages.

In 2008/09 Southwark had the 5th highest proportion out of the 32 London boroughs and was in the top quartile nationally for high performance.



Policy Implications

15 This decision has been judged to have no policy implications.

Community Impact Statement

16 The decision to note this performance report has been judged to have no or a very small impact on local people and communities. Clearly the quality of these services has a big impact on children looked after from all communities.

Resource Implications

17 This decision has no resource implications.

Consultation

18 The management teams of Children's Safeguarding and Specialist Services have discussed the indicators set out in this report.

SUPPLEMENTARY ADVICE FROM OTHER OFFICERS

Strategic Director of Communities, Law & Governance

19 There are no specific implications.

BACKGROUND DOCUMENTS

Background Papers	Held At	Contact
General guidance on performance indicators	Department for Education website	http://www.education.gov.uk/

AUDIT TRAIL

Lead Officer	Rory Patterson	
Report Author	Monika Ciurej / Gwen Sinnott	
Version	Final	
Dated	24 June 2010	
Key Decision?	No	
CONSULTATION WITH OTHER OFFICERS / DIRECTORATES / CABINET MEMBER		
Officer Title	Comments Sought	Comments included
Strategic Director of Communities, Law & Governance	No	No
Finance Director	No	No
Cabinet Member	Yes	No
Date final report sent to Constitutional Officer	28 June 2010	